

Kurnool Assembly Constituency

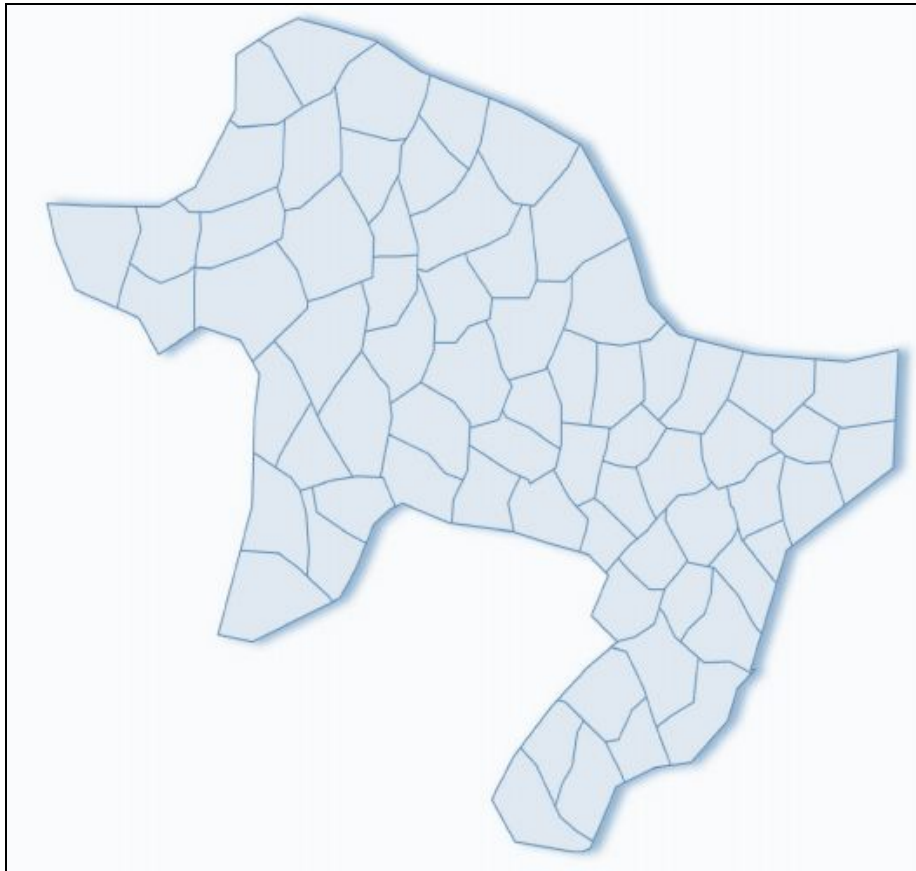
INDEX

S.No.	Description	Page Numbers
1	Map of the constituency	2
2	Important electoral data of constituency	3
3	Graphical representation of data	4
4	Caste composition of voters (2011)	5
5	Prominent leaders in the constituency	6
6	Voting Pattern of the constituency in the Past Major Elections	7
7	Comparative view on how votes shifted from 3 major parties in the constituency	8
8	Vote share of political parties in major elections	9-10
9	Percentage & number of booths with respective parties in 2009, 2014 polls	11-12
10	Increase / Decrease of votes in a number of booths for parties	13-21
11	Important data to Strategize and Plan	22
12	Polling booth numbers, location, total voters and gender-wise voters	23-39
13	Polling booth wise votes polled in 2014 assembly election by major parties	40-46
14	Polling booth wise votes polled in 2009 assembly election by major parties	47-53
15	Polling booth wise votes polled in 2014 Loksabha election by major parties	54-60
16	General information of constituency	61-62

* Note: This is only an abstract of total document consists of 62 pages

Geographical & Political Map

137. Kurnool Assembly Constituency Of Kurnool Lok Sabha



* Note: This is only an abstract of total document consists of 62 pages

Important Electoral Data of Constituency:

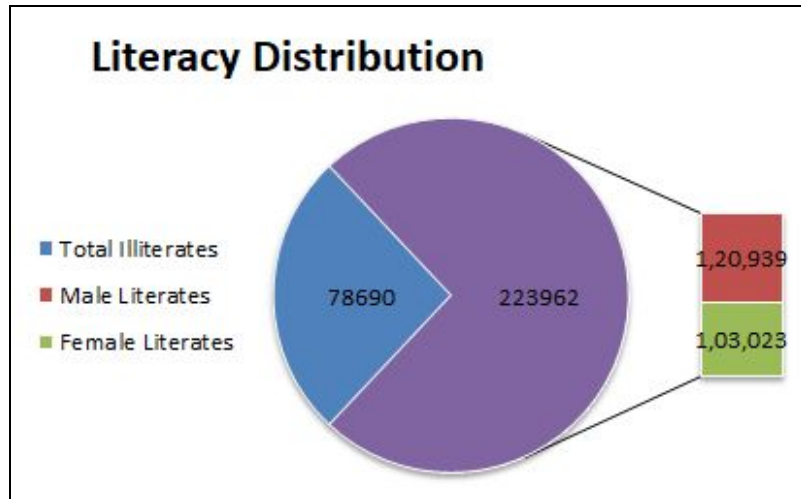
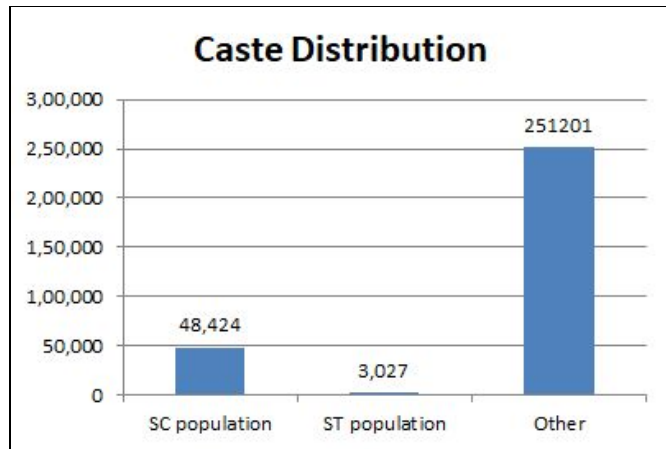
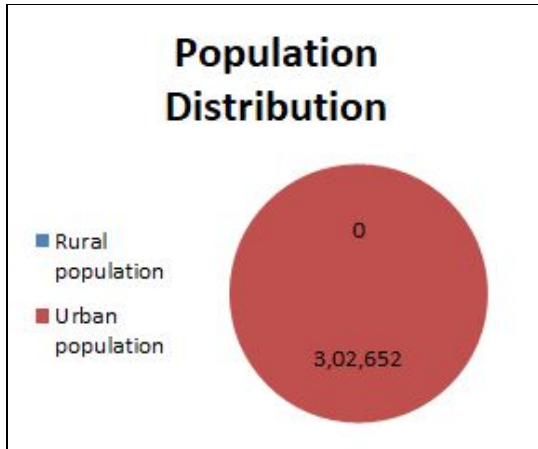
There are 1,91,764 total Voters in the constituency as per 2018 updated election commission report. Out of this 94,189 are male Voters and 97,551 are female Voters. There are 24 others in the constituency.

S.No	Description	Data
1	Total Population	3,02,652
2	Rural Population	0
3	Urban Population	3,02,652
4	Scheduled Caste Population	48,424
5	Scheduled Tribe Population	3,027
6	Total Literate Population	2,23,962
7	Male Literate Population	1,20,939
8	Female Literate Population	1,03,023
9	Total Voters	1,91,764*
10	Male Voters	94,189*
11	Female Voters	97,551*
12	Other Voters	24*

- Our Analysis

* Note: This is only an abstract of total document consists of 62 pages

Graphical Representation of Data:



- Our Analysis

* Note: This is only an abstract of total document consists of 62 pages

Caste composition of voters (2011):

137-KURNOOL AC				
CASTE COMPOSITION OF VOTERS (2011) KURNOOL DISTRICT				
S. No.	Name of the Caste	Group	Voters in descending order	Percentage
1	Muslim	OC	55751	21.1
2	Madiga	SC	20088	7.6
3	Mala	SC	15086	5.71
4	Vysya	OC	13526	5.12
5	Reddy	OC	13009	4.92
6	Baliya	OC	12116	4.58
7	Boya/Valmiki	BC	10937	4.14
8	Golla/Yadava	BC	9583	3.62
9	Brahmin	OC	8919	3.37
10	Christian	BC	7789	2.94
11	Dudekula/Pinjari	BC	7586	2.87
12	Besta	BC	7498	2.83
13	Chakali/Rajaka	BC	7421	2.8
14	Katika	BC	7317	2.77
15	Kamma	OC	6782	2.56
16	Rangaraju	BC	6204	2.36
17	Vaddera	BC	5851	2.24
18	Yerukala	ST	5694	2.15
19	Padmasali	BC	5296	2.08
20	Kummara	BC	5250	1.98
21	Sugali/Lambada	ST	5226	1.97
22	Kamsali	BC	4976	1.88
23	Ediga/Goud	BC	4922	1.86
24	Kshatriya	OC	4921	1.86
25	Mangali/Nai Brahmin	BC	4301	1.66
26	Others		3552	1.34
27	Maladasari	BC	2373	0.89
28	Marvadi	OC	2134	0.8
	TOTAL		264108	100

Voting Pattern of the Constituency in the past three major Elections:

As per the 2018 voter list sourced from Election Commission report there are 1,91,764 voters and 261 polling stations in Kurnool Constituency.

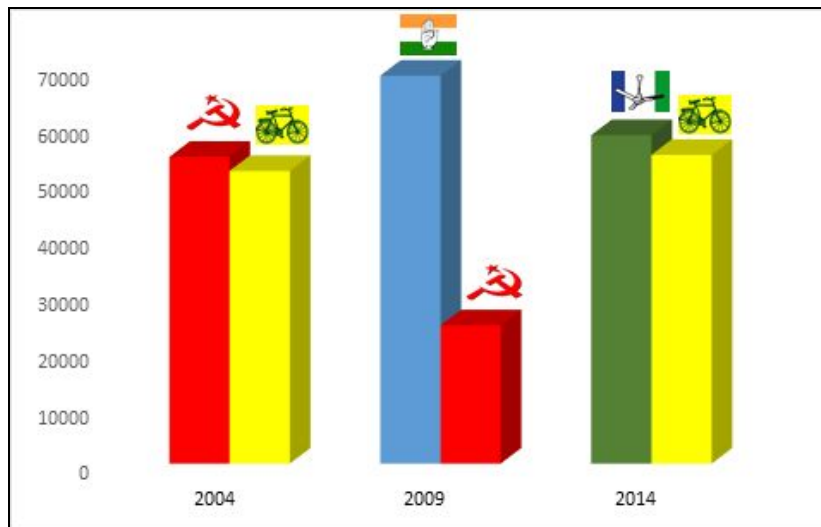
The voter turnout in 2014 assembly election was ***** of total of ***** voters. That is 58.71 percentage of votes polled in 2014.

In the year 2009, the total voter turnout was ***** from the total of ***** voters. That is 52.82 percentage of votes polled in 2009.

The table and chart below represent the votes polled to the four leading parties in the past three major assembly elections.

Votes polled in three major elections for four leading parties

Year	Ac.Name	Winner Party	Votes Polled	Runner Up Party	Votes polled
2004	Kurnool	CPM	*****	TDP	*****
2009	Kurnool	INC	*****	CPM	*****
2014	Kurnool	YSRCP	*****	TDP	*****

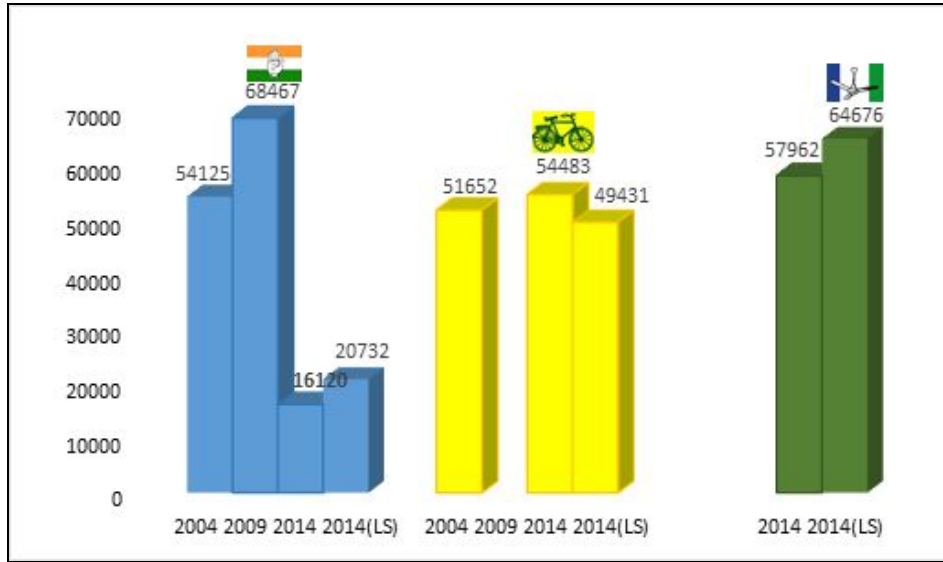


- Our Analysis
- Our Analysis
- Our Analysis

* Note: This is only an abstract of total document consists of 62 pages

Comparative view on how votes shifted from three major parties in the Constituency:

The graphs below show how parties lost and gained with each election



2014 Lok Sabha Election Results				
Party	YSRCP	TDP	INC	Total Voters
Votes Polled	64676	49431	20732	141531

- Our Analysis

*** Note: This is only an abstract of total document consists of 62 pages**



Vote share of political parties in major Elections:

Graph of 2009 Election vote share of major parties

- Our Analysis

Graph of 2014 Election vote share of major parties

- Our Analysis

Graph of 2014 Lok Sabha Election vote share of major parties

- Our Analysis

*** Note: This is only an abstract of total document consists of 62 pages**



Percentage & Number of Booths with respective parties in 2009,2014 Polls:

Graph of 2009 Election result in total booths

- Our Analysis

Graph of 2014 Election result in total booths

- Our Analysis

Graph of 2014 Lok sabha Election result in total booths

- Our Analysis

* Note: This is only an abstract of total document consists of 62 pages



Increase / Decrease of votes in number of Booths for parties:

Parties Booth Wise Performance in 2014 PC Elections Compared with 2014 AC Elections						
	TDP Booths		YSRCP Booths		INC Booths	
Votes Between	Increased	Decreased	Increased	Decreased	Increased	Decreased
0-15	**	**	**	**	**	**
16-30	**	**	**	*	**	*
31-45	*	**	**	*	**	*
46-60	*	***	**	*	**	*
61-100	*	**	**	*	*	*
101-150	*	*	*	*	*	*
150+	*	*	*	*	*	*
Total	37	177	194	20	189	25

- Our Analysis

Parties Booth Wise Performance in 2014 AC Elections Compared with 2009 AC Elections		
	INC Booths	
Votes Between	Increased	Decreased
0-15	*	*
16-30	*	*
31-45	*	*
46-60	*	*
61-100	*	*
101-150	*	**
150+	*	***
Total	8	196

- Our Analysis

Here * means no of booths

* Note: This is only an abstract of total document consists of 62 pages

★ **Booths Removed in 2014 elections.**

S.No.	Booth No	INC	CPM	PRP	Winner party
1	83A	227	54	31	INC
2	150A	231	120	15	INC
3	204	342	168	23	INC
4	205	323	187	84	INC
5	206	299	165	56	INC
6	--	--	--	--	--

-Continue to next page

- Our Analysis

Top 10 Booths of 2014 PC Compared with 2014 AC Elections							
TDP Increased		TDP Decreased		YSRCP Increased		YSRCP Decreased	
Booth No	Votes	Booth No	Votes	Booth No	Votes	Booth No	Votes
		112	124	161	172		
		106	86	195	132		
		144	76	198	122		
		160	58	193	120		
--	--	--	--	--	--	--	--

-Continue to next page

- Our Analysis

Top 10 Booths of 2014 AC Compared with 2009 AC Elections									
TDP Increased		TDP Decreased		YSRCP Increased		YSRCP Decreased		INC Increased	
Booth No	Votes	Booth No	Votes	Booth No	Votes	Booth No	Votes	Booth No	Votes
180	453	110	476	194	329	126	373	122	248
88	387	57	272	203	294	159	291		
112	384	191	250			200	267		
--	--	--	--	--	--	--	--	--	--

-Continue to next page

- Our Analysis

* Note: This is only an abstract of total document consists of 62 pages

Booths Shifted From 2014 AC to 2014 PC			
INC to YSRCP		TDP to YSRCP	
S.No	Booth No	S.No	Booth No
1	181	1	7
		2	13
		3	14
		4	17
		5	20
		6	25
--	--	--	--

-Continue to next page

- Our Analysis

Booths Shifted From 2009 AC to 2014 AC							
INC to TDP		CPM to TDP		INC to YSRCP		CPM to YSRCP	
S.No	Booth No	S.No	Booth No	S.No	Booth No	S.No	Booth No
1	1	1	47	1	2	1	5
2	7	2	167	2	3	2	101
3	9			3	4		
4	13			4	6		
--	--	--	--	--	--	--	--

-Continue to next page

- Our Analysis

* Note: This is only an abstract of total document consists of 62 pages

Polling Booth numbers, Location, total Voters and gender wise Voters:

Booth No	Polling Booth Name	Area Name	Male voters	Female voters	Other voters	Booth Wise voters
32	K.V.R Govt Degree College For Women, Home Science Building ,Kurnool	45 Narasimha Reddy Nagar Kurnool	378	360	0	738
33	K.V.R Govt Degree College For Women, Home Science Building ,Kurnool	Kvr Govt Degree College For Women, Science Block	239	280	0	519
34	.K.V.R. College .Nr Nagar, Kurnool,45 Narasimha Reddy Nagar,Kurnool	45 Narasimha Reddy Nagar Kurnool	530	530	0	1060
35	.K.V.R. College .Nr Nagar, Kurnool,45 Narasimha Reddy Nagar,Kurnool	Kvr Govt Degree College For Women Nss Room No.22	263	268	1	532
36	K.V.R. College..Room No 14 (West Wing),45 Narasimha Reddy Nagar Kurnool	45 Narsimha Reddy Nagar Kurnool	261	296	0	557
37	K.V.R. College..Room No 17,45 Narasimha Reddy Nagar,Kurnool	45 Narsimha Reddy Nagar Kurnool	219	194	0	413
38	S.T.B.C.College Vice Principal Room,40 Risaldar Street Kurnool	Kmc,40 Risaldar Street, Kurnool	558	549	0	1107
39	S.T.B.C.College Staff Room (Men),.Kurnool	K.M.C 40 Risaldar Street Kurnool	299	310	0	609
40	S.T.B.C.College, Kurnool,40-risaldar Street,Kurnool	Kmc,40 Risaldar Street Kurnool	462	442	0	904
41	S.T.B.C.College, Kurnool,40-risaldar Street,Kurnool	S.T.B.C.College, Staff Room Hall No.17, Kurnool	303	370	0	673
42	S.T.B.C.College, Kurnool,Kmc,40 Risaldar Veedhi Kurnool	Kmc 40 Risaldar Veedhi Kurnool	443	443	0	886

-Continue to next page

* Note: This is only an abstract of total document consists of 62 pages

Polling booth wise votes polled in 2014 assembly election by major parties:

S.No.	Booth No.	S.V.Mohan Reddy (YSRCP)	T.G.Venkatesh (TDP)	Ahmed Ali Khan (INC)
1	1	374	439	55
2	2	344	293	50
3	3	194	169	35
4	3a	307	251	29
5	4	404	197	88
6	5	449	142	75
7	6	461	191	68
8	7	251	270	43
9	8	427	341	42
10	9	181	294	29
11	10	316	255	36
12	11	294	219	59
13	12	246	181	71
14	13	230	313	28
15	14	364	406	35
16	15	202	272	19
17	16	226	213	25
18	17	345	390	44
19	18	150	218	22

-Continue to next page

* Note: This is only an abstract of total document consists of 62 pages

Polling booth wise votes polled in 2009 assembly election by major parties:

S.No.	Booth No	T.G.Venkatesh (INC)	Abdul Gafoor.M (CPM)	Yannam Rajasekhar Reddy (PRP)
1	1	360	61	30
2	2	311	45	66
3	3	331	61	84
4	4	198	118	34
5	5	157	207	28
6	6	272	68	83
7	7	306	274	51
8	8	350	92	51
9	9	331	69	63
10	10	285	53	70
11	11	291	52	68
12	12	291	94	53
13	13	214	93	56
14	14	538	125	142
15	15	277	121	89
16	16	456	216	172
17	17	212	76	46
18	18	404	47	45

-Continue to next page

* Note: This is only an abstract of total document consists of 62 pages

Polling booth wise votes polled in 2014 Loksabha election by major parties:

S.no	Booth No	Butta Renuka (YSRCP)	B.T.Naidu (TDP)	Kotla Jayasurya Prakash Reddy (INC)
1	1	378	392	110
2	2	363	223	103
3	3	246	130	68
4	3a	330	209	65
5	4	487	163	102
6	5	526	133	80
7	6	519	145	66
8	7	287	230	55
9	8	485	285	53
10	9	191	246	74
11	10	331	212	76
12	11	368	192	78
13	12	290	171	68
14	13	293	250	79
15	14	405	362	72
16	15	232	234	33
17	16	271	191	41
18	17	409	362	67
19	18	174	175	58
20	19	145	160	72
21	20	245	240	75

-Continue to next page


General information of Constituency :

Kurnool, the gateway of Rayalaseema is a district of Andhra Pradesh is 310.7 kms away from state capital Amaravati. Telugu is the widely spoken language in this region.

Kurnool has many important devotional tourist destinations.

The town has moderate temperatures. The economy of the town depends on agriculture and also on mining industries. The important minerals are Iron ore, Dolomite, limestone, ochre, quartz steatite and silica.

The town is well connected with proper transportation facilities. Kurnool is well equipped with good educational institutions and also well maintained hospitals. The medium of instruction in Schools and Colleges is Telugu or English. Kurnool Municipality has been successful in providing the basic amenities like roads, water and sewerage to its residents.



Top 11 Places to Visit In and Around KURNOOL:

- Konda Reddy Fort
- Jagannatha Hill
- Ayyappa Swamy temple
- Sai Baba temple
- Orvakal Rock Gardens
- Mahanandi
- Ahobilam
- Mantralayam
- Tungabhadra River.
- Kalvabugga Rameswara

Swamy (siva) Temple.

- Oravakallu Rock

Gardens.

- Mahanandi Temple.
- Banaganapalli Fort.
- Srisailam Dam.
- Belum Caves.
- Srisaila Devasthanam.

* **Note:**This is only an abstract of total document consists of 62 pages



Political Information about KURNOOL:

- Kurnool is an Assembly constituency in Kurnool district and comes under Kurnool Lok Sabha constituency.
- It covers a population 3,02,652.
- Literacy rate of Kurnool is 60%.
- Kurnool assembly consists of total 1,91,734 electors and among them 94,188 are male and 97,522 are female and 24 others.
- Kurnool constituency has about 69 villages and 260 polling booths.
- Kurnool Assembly has given victory to YSRCP party in 2014 elections and to INC party in 2009 elections.

RightFOLIO Inference:

- Kurnool has a considerable literacy rate. So, the campaigning yields better results when we focus on increasing the literacy rate and providing good employment opportunities.
- Assurance of developing the religious places and tourist destinations can gain the trust of the voters.
- The economy of the city mainly depends on agriculture, large and small scale industries, hence there is a need to concentrate on betterment of the financial growth of the constituency while empowering the youth and also on farmer benefit schemes.

*******The End*******